



SOUTHERN CARIBBEAN VOYAGER 10 DAY Dance cruise

BALLROOM, LATIN & swing DANCE CRUISE

December 7 – 17, 2019

FREQUENTLY ASKED QUESTIONS

What documents are required to go on a cruise?

Each guest must bring an identity document valid for foreign travel in all countries included in the itinerary: identity card or passport, depending on one's nationality and the destination of the cruise. Guests must ensure that they have the required visas and that their travel document is valid. Guests without proper travel documents will not be allowed to board the vessel and no refund of cruise fare will be given to any Guest failing to bring such documentation. Please note the definition of valid passport: Must be a 10 year passport (5 years for children) valid for at least 6 months beyond the date of the return to your home country. For requirements please go to http://www.travel.state.gov/passport/passport_1738.html

The Boarding Pass provides information required at embarkation. Please complete your information on line at least six days prior to sailing to avoid being in the longer lines. There are two types of Boarding Passes: Regular and Preferred.

Regular Boarding Pass

- The booking has been paid in full
- The required immigration information has been added to the booking
- A credit card has been registered for onboard use

Preferred Boarding Pass

- The passenger is either a Platinum or Elite member of the Princess Captain's Circle or booked in a full suite
- The booking has been paid in full
- The required immigration information has been added to the booking
- A credit card has been registered for onboard use

Cruise Personalizer®

The Cruise Personalizer is your online destination for completing important documentation, customizing your voyage and more. Just visit www.princess.com, click on the Cruise Personalizer link, or <https://book.princess.com/cruisepersonalizer/login.page> will take you directly there. Then enter your name, birth date and booking number. You should also view and print your Boarding Pass, Travel Summary and luggage tags - all through the Cruise Personalizer and Cruise Answer Place at:

http://www.princess.com/learn/faq_answer/index.jsp

The Boarding Pass and Travel Summary verify your passenger status throughout the embarkation process, from port security to cruise check-in. Your Travel Summary additionally includes your cruise summary, flights (if purchased through Princess), itinerary, packages & transfers, important notices, pre-reserved shore excursions, and Spa appointments, and Gifts & Services.

Printing your boarding pass and luggage tags is fast and easy! You can print your boarding pass and luggage tags once the booking is paid in full, you have accepted the Passage Contract, provided complete immigration information, and credit card registration and authorization.

From the Cruise Personalizer, you can email your Travel Summary to your friends and loved ones. Don't worry, they won't spam or sell their email address. Simply choose which passenger's documents you wish to send, then enter the email addresses you want to send them to.

What are the embarkation procedures?

Check-in starts around 12:00 pm if the ship is cleared, and continues until 3:30 pm. Final boarding is sixty minutes prior. We sail at 4:30 pm. So you MUST be on board by 3:30 pm. If you are a Platinum or Elite Captain's Circle Member, be sure to take advantage of priority check-in which is a different line.

What To Do When You Get On Board

When you first come aboard, be sure to check out your stateroom. There you'll find the Princess Patter Daily Newsletter with schedules for all the onboard activities.

If the spa or fitness classes are your thing, try to make your appointments on the first day, as the most popular treatments and times fill up fast.

Hungry? Head up to the Horizon Court Buffet. They'll be offering snacks, sandwiches, salads and more throughout embarkation.

Tip re getting around ship: Use the cabin hallway to get from one end to the other, then use the stairs or elevators.

Luggage.

All items of luggage will be x-rayed before being brought on board. You should keep any documents, money, valuables, jewelry, personal belongings, medicines, binoculars, cameras or delicate items in your hand luggage. If the journey includes a flight, check the baggage allowance stated on the ticket. For security reasons, Guests are required to unlock their suitcases at the pier prior to giving them to the porters. Note that claims for luggage loss or damage must be made in writing to the Director of Administration or Pier Manager PRIOR to leaving the disembarkation pier.

The luggage labels will be used, when boarding, to identify and delivering the luggage to your cabin. The labels you'll receive on board, at the end of your cruise, will make it easier for you to leave the ship by showing the order of priority.

Extra ship luggage tags can be obtained from the Porters at the pier.

Can I bring food or drink on board (from home or from a port)?

As provided in the Passage Contract, passengers agree not to bring alcoholic beverages of any kind onboard for consumption, except one bottle of wine or champagne per adult of drinking age (no larger than 750 ml) per voyage, which will not be subject to a corkage fee if consumed in the stateroom. Additional wine or champagne bottles are welcome, but will incur a \$15 corkage fee each, irrespective of where they are intended to be consumed. Liquor, spirits or beers are not permitted. Please remember that luggage will be scanned by Princess, and alcohol outside of their policy will be removed and discarded.

Alcoholic beverages that are purchased duty free from the ship's gift shop, or at ports of call, will be collected for safekeeping and delivered to the passenger's stateroom on the last day of the cruise. A member of the ship's staff will be at the gangway to assist passengers with the storage of their shoreside alcoholic purchases while our Boutiques staff will assist passengers with shipboard alcoholic purchases.

Security may inspect containers (water bottles, soda bottles, mouthwash, luggage etc.) and will dispose of containers holding alcohol. Guests who violate any alcohol policies, (over consume, provide alcohol to people under age 21, demonstrate irresponsible behavior, or attempt to conceal alcoholic items at security and or luggage check points or any other time), may be disembarked or not allowed to board, at their own expense, in accordance with this cruise line guest conduct policy. Guests who are under the permitted drinking age will not have alcohol returned to them.

No food or drink purchased on land may be brought aboard when boarding the ship. Any local products purchased during excursions may be handed to the cruise line staff for safekeeping and collected before disembarking at the end of the cruise. All ships in any case provide generous buffets and drinking water dispensers, with both cold and hot water to prepare teas and infusions at any time of the day. Cocktails, specialty coffees and a wide range of drinks can be purchased on every deck and in all the bars.

Cabins

Every cruise line guest is assured of comfortable accommodations featuring staterooms above ocean level for a more comfortable cruise. Staterooms and suites vary by ship, but every room offers air-conditioning, carpeting, ample drawer and closet space, a television, telephone, private bath, shower, vanity and a hair dryer. And, like a fine hotel, all staterooms provide soap, shampoo and conditioner. Depending on your stateroom/suite category, your accommodations may include other amenities such as bathrobes, mini bars and more. If your mini-bar is full and you want to use it for your own items, ask the steward to empty it. (You will be charged for anything used in the mini-bar.)

Beds are standard twin beds. Beds convert into queen-size. If you want your beds put together or apart, just ask your stateroom steward and he or she will take care of that for you.

There are safes in the stateroom where you can store your valuables.

Self-service laundry facilities are provided onboard the ship, as well as ironing. Princess does not provide or allow steamers or irons in the staterooms as they constitute a fire hazard. Complete valet services including laundry, pressing and dry cleaning, can be arranged through your stateroom steward/stewardess and billed to your shipboard account.

All Princess ships are equipped with North American standard, 110 volts AC and standard European 220/230 volts AC outlets. For safety reasons, no electrical appliances can be brought on board, with the exception of battery chargers (for mobile phones, video cameras, cameras, PCs and MP3 players), curling irons, and electric razors. You may want to bring a simple multi-plug outlet adapter if you have multiple items to plug in (however, adapters with surge protectors are forbidden).

Room service is available onboard any time of the day or night - simply order from the room service menu located in your stateroom/suite (late night service charge applies). To receive breakfast in your cabin and treat yourself to a really enjoyable morning you just need to complete the special menu and hang it on the outside handle of your door in the evening before going to sleep. Snacks may be ordered 24 hours a day with a simple phone call. Note that these are provided for an extra charge and that a service charge of 15% is payable on orders of wine and drinks.

Inspect your stateroom and report any complaints immediately to the Information Desk and your stateroom steward or stewardess. Please let Sundancer know if you do not get results.

Clothing, What To Pack

For the first day of your cruise, pack a small carry-on bag with your travel documents, a change of clothes, valuables, and any medications you may need. For our dance group - don't forget your dance shoes as our dance activities may start before your luggage arrives in your cabin. It is also recommended to bring gel inserts or padding for your dance shoes as some of the floors are marble or Plexiglas and this would provide extra cushion.

During the cruise, you are free to dress as you wish: the atmosphere on board is informal and casual. Clothing must however be suited to the environment, season, destination or occasion, such as a gala dinner or an excursion.

You may also want to bring a raincoat (or poncho), and a travel umbrella and comfortable walking shoes.

You should bring a pair of rubber-soled sandals or sneakers to wear on deck and a pair of good walking shoes. Inexpensive aqua (water) shoes are great.

Another suggestion is to bring earplugs. I have always brought them, but never needed them, but you never know! Some like to bring a nightlight, especially for the inside cabins.

You should dress for a cruise with Princess the same way you would for any stylish land-based resort.

Princess makes it easy to know what to pack and what to wear. There are two designations for dress codes: Smart Casual and Formal. There are two formal nights on this cruise and five smart casual nights.

Smart Casual

Passenger attire should be in keeping with what they would wear to a nice restaurant at home.

- *Skirts/dresses, slacks, and sweaters for ladies*
- *Pants and open-neck shirts for men*

Inappropriate dinner wear such as pool or beach attire, shorts, tank tops, t-shirts, ball caps and casual jeans (with fraying and/or holes) are not permitted in the dining rooms. Shoes must be worn.

Formal

When formal nights are held, please observe the dress code in the Traditional Dining and Anytime Dining venues for the enjoyment of all our guests.

- *Evening gown, cocktail dress, or elegant pant suit for women*
- *Tuxedo, dark suit or dinner jacket and slacks for men*

Casual dress dining is available nightly in the Horizon Court Buffet. The Princess Patter Daily Newsletter will inform you if the ship is having any specific dress code themes. We have been told by Princess that they typically have an Oldies night, 70's Disco night, and Country Western night, but they could not commit as to what nights they would be and whether they would have any of these themes on this particular sailing.

For the dance group, Sundancer will be having a Tropical/Caribbean Theme at our first dance on Day 1, and a Holiday Dance on the first formal night. We will also have an "Anything Goes Costume Dance Party", so feel free to participate as we will have costume prizes! Costumes encouraged but not required. Some ideas for our "Anything Goes Costume Dance": Oldies (50's & 60's attire), Hippie, Pirate, Tacky Tourist, Favorite Hollywood Character, Favorite Cartoon Character, anything you might wear to Masquerade or Halloween party.

Princess offers formal wear rental on all cruises; this can be arranged prior to embarkation. Dress with an elegance and style that is perfect for all the formal activities on your cruise with Princess. Cruiseline Formal Wear delivers beautifully-tailored clothing directly to your stateroom. To order your formal wear, please visit cruiselineformal.com, call 800-551-5091 or 305-252-8572. For questions, email: custservice@cruiselineformal.com.

You'll also need some casual shorts and a couple of t-shirts or a cover-up for getting to and from the pool areas.

We highly suggest bringing along a sweater, shawl or jacket for cool evenings and cool air conditioning in the dining room and lounges. And if you'll be touring any museums, cathedrals or churches, it's always wise to dress conservatively or have a cover-up.

Inexpensive rain gear (also doubles as a great windbreaker) or a small or collapsible umbrella is also a good idea in case of a sudden shower. You might want to bring a couple of swimsuits, so you will have one that is always dry. And then there are the Jacuzzis !

If you're planning to visit the onboard fitness center, be sure to bring extra shorts, t-shirts and socks that you won't mind working out in - plus a pair of tennis or running shoes/sneakers.

Bring your cameras and/or camcorders. Binoculars are another often forgotten, yet indispensable travel item.

Be sure to leave some room in your luggage for all those souvenirs and mementos. Some space-saving ideas include:

- *Bring shirts and pants/skirts that mix and match, turning three outfits into five or six.*
- *Wear your heaviest shoes during embarkation and disembarkation so you don't have to pack them.*
- *Pack small items inside larger ones for efficiency.*
- *Bring an additional empty bag for those acquired extras.*

For excursions on land, we recommend you wear casual clothing and comfortable shoes without heels.

There are four very important types of books you'll want to consider packing:

- *Travel guides - to help you explore new destinations*
- *Poolside pleasures - nothing beats a great read in the sun*
- *Journal - keep an account of your adventure for sharing and reminiscing*
- *Address book - send your friends a postcard to make them jealous*

Here are some websites you might find helpful on travel clothes, some wrinkle-free, etc.

www.travelsmith.com

www.packinglight.net

www.goinginstyle.com

Do I have to bring a towel for swimming on board or excursions?

Towels are also available on the ship. You can use these to lie on the deck chairs, for showering and on the equipment.

Pre-Reserving Princess Shore Excursions

Exploring ports of call will be one of the highlights of your cruise, and one of the best ways to do this is on a shore excursion.

Tours are operated by local independent companies, not by Princess®. You can reserve shore excursions for your voyage before you depart with Cruise Personalizer®. Just log-in using your reservation name and booking number, and you'll be able to secure your place on any of the land-based adventures offered in every port. You may book shore excursions on line up to eight days prior to the cruise. You can also book excursions on board the ship. Pre-booked excursions can be cancelled up to five day prior to sailing.

Pre-Reserving Lotus Spa Appointments

Like the Lotus flower, the Lotus Spa offers a tranquil environment where you can renew your mind and body with exotic spa therapies from around the world. As you embark on this sensory journey, you'll instantly achieve a blissful state of nirvana — leaving you completely revitalized as you welcome another day. To help you achieve this revitalization, the Lotus Spa offers a full range of personalized spa treatments, including hair and beauty services, massage, sensuous wraps, aroma therapies and even teeth whitening.

Spa advance reservations are accepted up to eight days prior to departure. Guests must be 18 years or older to indulge in any body treatments and at least 16 years of age to utilize the fitness facilities. Other Spa services are available to guests 13 years and older when accompanied by an adult. Visit Cruise Personalizer® to pre-reserve your Lotus Spa appointment today!

Dining:

Our Princess chefs are true culinary artists who insist on serving the very finest cuisine - and it shows. Our entire fleet has been inducted into the prestigious Chaîne des Rôtisseurs gastronomic society. Each chef's menu is creative and the selections change every day. Pair that with impeccable service and you're in for an unforgettable gourmet experience. Featuring a broad array of sumptuous dining options to satisfy even the pickiest eaters onboard, Crown Princess truly has something for everyone-and at any hour of the day!

The restaurant that our Sundancer group will be dining in will be in the Botticelli dining room (Fiesta deck 6 Aft). Our group will do what they call “Round Robin” seating. The first night you will be assigned a table. After that each night you can mix and mingle within our group of tables to get to know your fellow dancers. You can also save seats for your friends. Our dance group will be dining at 7:15 p.m. nightly, as the only time for our private social dance parties is just before that dinner time. If you do not want to participate in the dance activities, please advise Sundancer of your preferred dining time as soon as possible (subject to availability).

From the delectable, wide-ranging selections of the Horizon Court buffet and the world-class 5-course meals of the main dining room to numerous options like:

Traditional

This ship offers several formal dining rooms in the cruise tradition, with Traditional Dining at the same times for each meal, with attentive service provided by your own waiter throughout the cruise.

- Botticelli Dining Room

Specialty Restaurants

Princess specialty restaurants offer a memorable dining experience in an intimate and upscale atmosphere. Each restaurant offers a distinctive menu with both traditional favorites and more adventurous options prepared and served by a staff dedicated to making your evening unforgettable.



Authentic Italian fare featuring pasta and seafood specialties in a setting reminiscent of a Tuscan villa.



Tender, cooked-to-order steaks and fresh seafood including grilled fish, shrimp, lobster and scallops.

Casual

Want to maximize your pool time and minimize your mealtime? Get a quick and satisfying bite whenever you like at our Casual Dining eateries, or get take-out and dine by the pool.

- 24-hour International Café (nominal charge applies to select items)
- Horizon Court Buffet and Bistro
- Café Caribe
- Vines (wine & seafood bar - nominal charge applies to select items)
- Pizza & ice cream bar
- Trident Grill (burgers & hot dogs)
- Afternoon tea
- 24-hour room service

Crown Princess Activities

The many activities onboard our ships are designed to stimulate, educate, entertain, inspire and sweat - not necessarily in that order. And from art auctions to virtual golf, this ship is loaded with fun things to do.

Pools & Spas

Sometimes floating serenely just isn't enough - splash around, ride the waves, swim against the current or take a dip in one of this ship's bubbling hot tubs.

- Calypso Reef and Pool (plus 2 hot tubs)
- Neptune's Reef and Pool (plus 2 hot tubs)
- Terrace Pool
- Lotus Spa® Pool (plus 2 hot tubs)
- The Sanctuary(adults only)

Sports

Our ships will keep you on the run, literally, with basketball, paddle tennis, jogging tracks and state-of-the-art gyms equipped with machines that'll keep your heart rate pumping.

- Lotus Spa® , gym and fitness area
- Swim-against-the-current lap pool
- Nine-hole putting course (Princess Links)
- Jogging track
- Center Court
- Shuffleboard

Enrichment

When is a cruise an opportunity to enrich? When it's a Princess cruise. This ship offers area lectures, art exhibits and classes taught by local experts.

- World-class art collection, gallery and auctions
- ScholarShip@Sea®
- 24-hour Internet Café (wireless access available)
- Library
- Hearts & Minds Wedding Chapel
- Conference Center

Boutiques

Deals on designer clothing and gifts, including Lladro, Swarovski, Calvin Klein, Tommy Bahama, Lancome, Clinique, Estee Lauder, and Fossil - all up to 30% off.

- Boutiques (duty-free)
- Escapes (Future Cruise Sales)

What about special diets?

The cruise line makes every effort to accommodate guests' dietary requirements whenever possible. They can accommodate dietary needs such as:

- *Food allergies Gluten-free Kosher Low-fat Low-sodium*
- *Vegetarian meals are available on all menus in the Dining Room and Horizon Court Buffet every day. Guests do not need to make a special request for these meals.*
- *Lactose-free/soy milk, Ensure, and kosher meals are available no extra charge.*

SHIP INFORMATION – Crown Princess

Ship Statistics

Accommodates 3,080 passengers

113,561 gross tons

Inaugural cruise on 6/14/2006, refurbished on 10/26/2011

947 feet in length

184 ft. in height

Maximum speed is 22 knots

Ship Highlights

Featuring our latest innovations, Crown Princess is one of the largest Princess ships, with room for 3,080 passengers. From her nearly 900 balconies, you can enjoy sweeping views of romantic landscapes across the world. After experiencing the relaxed comfort of our intimate onboard venues, however, you may not want to explore the beauty ashore! The serenity of The Sanctuary® and the casual street café atmosphere of the Piazza may just reel you in for the day, while your nights might be filled with the great tasting food offered in the Crown GrillSM followed by a first-run film at Movies Under the Stars®.

Ship Highlights

The Sanctuary

Leave stress at the door when you enter The Sanctuary, our blissful signature haven just for adults. Enjoy a soothing massage, recline in a lounge chair with headphones and let our Serenity Stewards serve you spa fare and refreshing fruit drinks.

The Piazza

Enjoy paninis and pastries in the International Cafe, a wide variety of wines by the glass in Vines Wine Bar, and live entertainment in our signature Italian-inspired Piazza.

Movies Under the Stars

A Princess original - enjoy feature films, concerts, sporting events and other entertainment on a giant screen, poolside with a drink and a complimentary bag of popcorn.

Lotus Spa & Fitness

Get pampered from head to toe for an hour of bliss or the entire day. Or spend some time limbering up with a personal trainer in our world-class floating gyms.

Theaters

This ship's theater venues are designed with great acoustics, the best seats in the house, and stellar acts. The movies shown are all first-run feature-length films.

- Princess Theater
- Movies Under the Stars® outdoor theater

Hot Spots

Our ship's Hot Spots are just that - sizzling! They vary depending upon the ship and feature dazzling casinos, our Movies Under The Stars outdoor theater, night clubs, dance floors and more.

- Gatsby's Casino
- Explorers Lounge (nightclub-style performances)
- Skywalkers Nightclub (top deck nightclub)
- Club Fusion

Lounges

Whether you're in the mood for a cozy space to sip cocktails with someone special or a swanky place to savor a cigar and make new friends, Princess ships provide it all.

- Wheelhouse Bar
- Adagio Bar
- Crooners Bar
- Speakeasy cigar lounge*

* Designated passenger smoking area.

OTHER

What is the "Princess Patter Daily Newsletter"?

This is the on-board Newsletter delivered to your cabin every evening. It will keep you informed about activities planned for the following day and provide you with useful numbers, ship departure times, the time zone of your destination and lots of other useful information. It is a good idea to bring this with you when you disembark at each port as it also has emergency contact numbers for that part, or take a photo of it with your cell phone.

Information Desk (also referred to as Purser's Desk or Passenger Service Desk).

The main objective of the Purser's division is to provide guests with a positive cruise experience. Guest satisfaction is their goal in everything they do, especially: Greeting and assisting guests with their individual needs; responding to guest questions, requests, comments, or complaints; taking responsibility for all money, transactions, lost or

found articles, mail, and onboard printing; and obtaining proper clearance for the ship with Port Authorities. The Information Desk will assist you with any tours or with any general concerns. Guests can buy stamps at the Information Desk and can mail letters at the drop-off box at the Information Desk. Guests can also cash traveler's checks here. Avoid longer lines by visiting late at night or early morning.

How can I pay for purchases made on board?

One of the best things about cruising with Princess is the convenience of being able to sign for all your expenses and have them charged to your stateroom.

When you check-in for your cruise, you'll receive a Cruise Card (a personal identification card). The Cruise Card is used to access your personal shipboard account to which all purchases are charged.

An itemized statement will be delivered to your stateroom prior to disembarkation. By providing your credit card in advance, you are automatically registered for Express Check-Out. There is no need to visit the Information Desk to settle your account. Most ships also allow you to settle your account from the cabin TV (there's no check out procedure but you can see what you've been charged in case there are any errors). Princess accepts U.S., Canadian, British and Euro currencies, and traveler's checks. Express/Optima®, Diners Club/Carte Blanche®, Discover® Network, the JCB Card®, MasterCard® and Visa® are also accepted. Those paying by traveler's checks or cash will be required to leave a cash deposit with the Purser's staff at the beginning of the cruise. If you prefer to use a cash deposit it is a minimum of \$300.00 per person and you will not be able to do the on line check-in prior to the cruise. However, if you put a credit card on your booking you can always pay cash at the end of the cruise instead of putting it on that card. Please note that a hold will be place on the credit card you connect to your booking.

There is also an ATM on board but it often runs out of money during the cruise.

What is included in my Cruise?

For the dancers, all of our dance workshops and social dance parties are included. These are private group events and not part of the regular activities on board – they are just for our dance group!

For this group sailing gratuities are required to be prepaid.

For variety, value and satisfaction...you haven't lived until you've cruised! Princess's state-of-the-art cruise ships are filled with everything you need for an all-inclusive vacation. You'll discover an amazing thing about Cruising. So many pleasures await you onboard that you can indulge in the vacation of a lifetime without ever setting foot on land. Will you join in the dozens of shipboard activities like art auctions, horse racing, bridge games and trivia contests?

Your cruise fare includes:

- Stateroom accommodations featuring all the comforts of home (includes port charges, taxes & tips)
- Personalized service
- Standard Meals with Dining options (Coffee, ice tea and hot tea are complimentary)
- Opulent Casino
- Onboard Activities
- 24-hour Room Service
- State-of-the-art Fitness Facility
- Library and Card Room
- A variety of Nightclubs and Broadway Style Shows

What Is NOT Included In My Cruise?
(Additional charges apply):

- Air fare
- Travel protection insurance (unless prepaid)

- Bus transfer vouchers (unless prepaid)
- Shore Excursions (unless prepaid)
- Items purchased at the various Ports and tipping tour guides
- World-Class Spa amenities
- Beauty Salon
- Boutiques & Shopping
- Art Auctions
- Bar Drinks, Cappuccinos or specialty coffees, soft drinks
- Golf Lessons
- Fitness Trainers & Exercise Classes
- Photographs, film and developing
- Medical services
- Casino, bingo and other gaming
- Telephone calls and faxes
- Internet Café
- Laundry & Valet services
- Items of a Personal Nature

What type of Entertainment & Dancing on board?

Sundancer Dance Activities for the Dance Group:

Workshops: Tentative classes will be in Waltz, Fox Trot, Tango, Swing, Rumba, Salsa and Cha Cha. If time permits, classes in styling and technique and possibly other dances. Private and semi-private lessons are also available upon request (and for a fee). Please see the instructors directly to schedule them.

Private Social Dance Parties: We will have dances on board with our own DJs (for the best dance selections), including mixers, prizes and other surprises for our group. We try to schedule a dance party daily, depending on the port times. Dance hosts will be on board for the single ladies!

We always try not to interfere with your port times. However, this cannot always be avoided. If our dance activities interfere with port times it will be your option to attend or not.

You will be issued a name badge which will include our final dance schedule which will need to be worn at all our private dance activities.

We are a small percentage of the total number of passengers cruising. So we have REQUESTED all the space necessary for our workshops and social dance parties. BUT the cruise line must consider the needs of other groups and passengers on board, and cannot confirm all of our requests till just prior to sailing. A Final Dance Schedule will be provided approximately two to four weeks prior to sailing.

NOTE: Dances & Workshops will be "Private Parties" only available to our group! You must book with Sundancer Cruises to participate in our Workshops and Dances.

The ship usually hosts a “singles” party so watch for that in your Princess Patter Daily Newsletter.

What Are The Tipping Policies?

Onboard currency is the US dollar. Gratuities can be prepaid or paid on board. To simplify the tipping process for passengers, a discretionary gratuity is \$13.50 for inside, oceanview and balcony cabins, \$14.50 for mini-suites, and \$15.50 for suites per person per day (including children). This gratuity will be shared amongst those staff who help provide and support your cruise experience, including all waitstaff, stateroom stewards, buffet stewards, and housekeeping staff across the fleet. They make their living entirely from tips.

Please note most people are not aware that a 15% gratuity is already added to each sale for any drinks that you purchase from the bars or dining room wine accounts. This is shared amongst the beverage staff and their support staff. Be careful not to double-tip. There is a place on the slip to add any additional tip if you wish to do so.

Also, tipping your Maitre d' in the dining room is at your discretion, based upon the service you received, and is not included in the gratuities. We recommend that you bring sufficient currency in small bills with you.

There are drink packages and soda packages that can be purchased on board at most of the bars. Some packages may be available for precruise purchase.

What will the temperature be like on board?

The temperature on board is pleasant; however we recommend you wear a warmer item of clothing in all air conditioned environments to avoid any sudden temperature changes between the outside and inside of the ship. It can be cool in the dining rooms, lounges and theatre. In your cabin, you can control the temperature individually by using the thermostat.

Can I celebrate an occasion on board?

Celebrating a birthday, wedding anniversary or honeymoon on board is a truly special and unique experience. You can book a number of exclusive services online or onboard. When you're on board, you can go directly to the Information Desk.

Will I need to bring money on Princess shore excursions?

When noted in the shore excursion description, snacks, drinks and even meals are included in the price of that excursion. However, you may want to bring money with you as some excursions stop in areas where you are able to do some souvenir shopping, try the local cuisine food and various other refreshments. These items will be at your own expense. Tipping is not included.

Is there a Casino on board?

On board all Princess ships you'll find a Casino with slot machines, roulettes and gambling tables. Entry is restricted to adult guests and the establishment is only open while the ship is sailing. Bets may be placed in cash in the on-board currency.

Is it possible to go shopping and participate in an excursion while in port?

Yes. Many excursions are only a few hours in duration, leaving you with plenty of time in most ports for shopping, sightseeing or even participating in another excursion. Also, many longer excursions include a shopping stop.

What shops will I find on board?

You'll find shops on board with the latest fashions, where you can shop, pick out gifts or buy the souvenir photographs that will be taken of you during your cruise. The shops are duty free and you'll be able to pay using your Cruise Card. They are closed while in Port.

Is there a Mass service on board?

All Princess ships have a Chapel where religious services are held. Mass times are published in Princess Patter Daily Newsletter.

Is it possible to smoke onboard?

Keeping the comfort of our passengers a priority, and in consideration of consumer studies which show smokers are a small minority of passengers, Princess has implemented the following smoking policy:

Clearly marked "Designated Smoking Areas" are available onboard and include a sufficient number of ashtrays that are emptied regularly. Generally, these areas include cigar lounges, a section of the nightclub and casino, as well as a portion of the open decks. As a safety precaution, passengers are reminded to properly dispose of cigarettes, cigars and pipe tobacco, which are never to be thrown overboard as this may be sucked back into the ship and cause fires.

Where You Can Smoke: Smoking is permitted in cigar lounges, in sections of nightclubs and casinos, and on portions of open decks that are clearly marked "Designated Smoking Areas." Electronic cigarette smoking is

permitted in staterooms (but not on balconies) and in other designated smoking areas. Cigar and pipe smoking is permitted only in cigar lounges.

Where You Can't: Smoking is prohibited in show lounges, elevators, dining rooms and all food service areas. Princess also prohibits smoking in cabins and balconies across its fleet. Passengers may not smoke in casinos, except for at designated slot machines while playing those machines. Casinos have designated nonsmoking nights, beginning at 6 p.m. on select nights, depending on the sailing.

Violations to this policy will result in a \$250 fine for each occurrence, which will be charged to the passenger's stateroom account. Keeping with the global trend toward more restrictive smoking policies and honoring the wishes of our passengers, Princess feels this change will enhance our onboard experience and do more to help our passengers escape completely.

Is the water on the ship safe to drink?

All drinking water is either distilled from seawater or loaded onboard while the ship is in port. Princess adheres to Vessel Sanitation Program standards published by the U.S. Public Health Service (USPHS). The USPHS conducts inspections of the ship, both during its construction and throughout the year, to ensure compliance.

Does Princess Cruises provide medical assistance?

Princess Cruises medical centers are staffed by full-time British registered doctors and nurses who are available 24 hours a day in case of an emergency. Our facilities are equipped to deal with both minor injuries and most major medical conditions.

All Princess Cruises onboard medical facilities meet or exceed the standards established by the American College of Emergency Physicians. Our medical centers proudly hold the distinction of being the only medical services in the cruise industry to have been awarded the Caspe HealthCare Knowledge Systems (CHKS) accreditation and ISO 9001:2008 certification for outstanding quality in healthcare staff facilities and procedures. CHKS is a major UK-based organization that works with public and private health care providers worldwide.

Guests are responsible for covering the cost of medical visits and medicines. All doctors are independent contractors.

What happens in the event of rough seas or bad weather?

Our itineraries are planned in order to take clients to the most beautiful and calmest oceans in the world, in the most suitable seasons. Our ships are designed and built using the latest technologies: thanks to a sophisticated system of vertical stabilizers, sailing is peaceful even in rough seas. These stabilizers greatly reduce the pitch & roll of the ship. People who have already travelled on a cruise with Princess have been surprised by the spaciousness of the interior and the feeling of stability you experience when sailing. Typically the lower decks midship have the least movement. Some passengers may still experience motion sickness or feel "sea-sick". The symptoms are generally mild nausea and dizziness (or vertigo). There are a number of over-the-counter as well as prescription medications and non-pharmaceuticals available to help curb the symptoms of sea-sickness. If you think you may be affected, check with your doctor. If you have motion sickness, we highly recommend purchasing motion sickness arm bands or patches. These can be purchased at any drug store (ask your pharmacist). They really work, and allow you to avoid taking any medication. Green apples are supposed to be a natural cure for seasickness- see if they have some at the buffet. Use the hand sanitizers located all around the ship as much as possible.

Communication

Telephone calls can be made directly using the satellite telephone provided in your cabin. For information about the cost of the satellite service contact the Information/Customer Services Office. Furthermore, thanks to an agreement between PRINCESS Cruises and TIM Italia, GSM-type cover is available on all ships in the fleet which allows mobile phones to be used on board. The service is available to customers of TIM or operators who have an international roaming agreement with TIM.

Day of Cruise Travel Assistance - (800) 545-0008

Give friends and relatives the following information on how to telephone you in case of an emergency. Call 1-900-329-SHIP from the United States or 1-900-565-2800 from Canada. Calls can be charged to a credit card in both the United States and Canada by dialing 1-877-656-7447. The cost for each call is \$8.95 USD per minute of \$11.95 CAD per minute. Include the passenger name and cabin number to ensure quick delivery.

NEW! Princess Ocean Medallion™ (O·C·E·A·N — or One Cruise Experience Access Network™)

The complimentary OceanMedallion™ is the size of a quarter and can be worn in a variety of ways: in a clip, sportsband, bracelet, or pendant. It's your key to opening doors: to your stateroom and a world of possibilities aboard your ship.

Watch video: <https://www.princess.com/ships-and-experience/ocean-medallion/>

Watch video: [OceanReady® makes cruising effortless](#)

Passengers can download free the Ocean Medallion app to enhance your digital vacation experience.

The waterproof Medallion holds your unique digital identity which is encrypted and communicates with thousands of sensors onboard and in port. It lets our Crew see information they can use to serve you better. That's in addition to using Medallion for payments, unlocking your stateroom door, and much more. While you must carry a Medallion while onboard, it's up to you how much or how little you want to take advantage of the full experience. You will also be issued a Princess Cruise Card which you can use if you don't want to use your Medallion.

Each Medallion is laser-etched with the your first and last name, ship name, and voyage dates (from boarding to departure). You can also buy accessories on board to display your Medallion, including sports bands, necklaces, clips, lanyards (available in Captain Circle® loyalty colors) and much more.

Find Your Friends, Family and Way Around the Ship: Ocean Compass is a digital portal that provides you access to your digital experience dimension. Serving as personal experience concierge before and during, the Ocean Compass has an intuitive and innovative interface. It is available online, on smart devices, on kiosks in port terminals, on stateroom TVs, on interactive surfaces located throughout the cruise ship and on devices carried by crew members. You can use the Ocean Compass to enhance your vacation, select experiences and create personalized event-based itineraries. No guest is required to have a personal device to access Ocean Compass. Your Ocean Compass tells you what's happening, from today's weather to upcoming port excursions and more. Check your Ocean Compass to view entertainment, from live shows on-ship to engaging media that you can enjoy from the comfort of your stateroom. You can also track others in your party and "chat" with others on board that you are linked to. In order to chat with fellow cruisers through the Ocean App, the guests can add each other by cabin number, and once requested the requestee will need to confirm and accept the requester. Video: <https://www.princess.com/cruise-tips-vacation-ideas/video/onboard-experience/oceancasino.html>

- OceanConcierge™ is accessible online while on board as your go-to source for everything from planning events and activities to browsing restaurant menus and reviewing the ship's itinerary. You can plan activities and purchase shore excursions and more. You can even see your stateroom account.
- PlayOcean™ is where the fun begins. Includes the games featured within PlayOcean Everywhere and PlayOcean Casino. (Note on the PlayOcean Casino you can win or lose real money – be careful! Don't share this one with children.) Video: <https://www.princess.com/cruise-tips-vacation-ideas/video/onboard-experience/oceancasino.html>
- OceanView features all six Ocean Originals TV series available today on Roku, Amazon Fire TV, Apple TV, stateroom TVs. These original series, including Ocean Treks with Jeff Corwin (ABC), Vacation Creation with Tommy Davidson and Andrea Feczko (ABC) and The Voyager with Josh Garcia (NBC), are also available on stateroom TV on board.

If you notify the crew that an Ocean Medallion has been lost, it will be identified and/or replaced at no cost. Your Ocean Medallion can be disabled at any time by you or an appropriate crew member. The Ocean Medallion

contains no personal information. Your Ocean Medallion is associated with your profile that contains your onboard security picture. If that picture does not match a guest when a purchase is being made or when someone other than the original guest is nearby, access will not be granted to a stateroom and purchases cannot be made.

Privacy Concerns? All information provided before and during your cruise will be encrypted and is not stored on your Ocean Medallion. The most advanced software security models, tools, and methods are fundamental to Ocean Medallion. However, any guest is also welcome to opt out of all services at any time. If you do not want to take advantage of the full Ocean Medallion experience, you can switch your privacy setting to "Safety Only" and enjoy the cruise the same great way you do today.

What is my Tagalong? You can customize a Tagalong, which acts as your digital companion throughout the cruise and beyond. You'll find your Tagalong in Ocean Compass and on portals throughout the ship.

Getting Ready For Your Princess MedallionClass Vacation:

1. Complete the Cruise Personalizer information on line. (If you need the Cruise Personalizer instructions let Sundancer know.) https://book.princess.com/cruisepersonalizer/index_page?company=PC

2. Get OceanReady®. Download the OceanReady app to upload important travel documents and enjoy expedited boarding. To find the App search for MedallionClass. Once you download the App there should be several options: Cruise Personalizer, Travel Documents, Security Photo, Profile Photo, PIN code and OceanMedallion & Accessories. The last one is where you can order the Medallion and have it mailed to you precruise (deadline 12 days prior to sailing). The App will walk you through the steps.

Stay Connected While at Sea

MedallionNet™ delivers Wi-Fi wherever you are, letting you stream your favorite shows, movies, music and sports. Stay connected to the internet everywhere on board so you can text (on things like Viber, WeChat or other messaging applications), post photos, video chat and more. Video: <https://www.princess.com/ships-and-experience/ocean-medallion/medallionnet/>
It is usually about 50% of the cost to pre-purchase.

Can you surf the net on board?

Internet access is available on all Princess vessels through our 24-hour onboard Internet Café and wireless network, which is available in staterooms and various public areas including our world-famous Piazzas.*

Use our state-of-the-art computer systems to access your web-based email account, or browse the Internet for world news, sports and stock trading. Or bring your wireless-enabled laptop and access the Internet through our onboard wireless network.

Passengers who subscribe to email services from an Internet Service Provider (ISP) are advised to verify that their ISP has a web-mail viewing site prior to sailing. Most major ISPs have websites that allow email access via a web browser using an email address and password.

Please contact the Internet Café Manager onboard for information regarding the charges that apply to Internet and wireless services and any other specific requirements. There is typically a per minute charge.

Plus – Platinum and Elite Captain's Circle members benefit from credit toward Internet Café packages while full suite passengers also enjoy complimentary Internet access.

Cell Phones

Princess' advanced cellular network onboard our ships allows you to make as well as receive calls on your personal mobile device. Mobile device service will be available for use when the ship is at sea, in international waters. All charges will be conveniently billed to you by your mobile device provider.

Your mobile device provider must have a roaming agreement with Maritime Communications Partner AS (MCP) in order for you to use your phone with this service. Not all prepaid phones are supported. Your mobile device must

be able to roam internationally. BlackBerry's and other mobile data services may continue to receive messages while roaming on the ship's network. You should ask your mobile device provider about internet fees, roaming fees (even for auto-updating apps or downloading incoming messages), texting fees and/or calling fees.

For questions about your service or about pricing and billing, please contact your mobile device provider's customer service department prior to sailing.

Your provider can also give you various tips. For instance, ATT recommends the following: Turning off cellular data and just turn it on when needed; turn off any Apps you will not be using before your board and delete those you no longer use; if you are adding new Apps, games, or software for the trip download them before you leave the U.S.; turn Automatic Downloads off; turn Fetch New Data off; turn Wi-Fi Assist off; disable email auto-check.

Ports: You can check for Wi-Fi hotspots while on shore. Be extra cautious about which networks you choose and only sign on to connections you can confirm belong to a reputable company or retailer.

Many phones now enable you to use Wi-Fi calling (i.e. Skype, WhatsApp, RingCentral, Viber, etc.) so you can get in touch with family and friends without paying roaming charges. Voice calling uses your phone's Internet connection rather than your cellular plan's voice minutes.

If you are not using your smartphone, keeping your phone on Airplane mode would avoid fees (before the ship departs).

Credit Cards:

Before you go, confirm with your bank or credit-card company that your card will work in our ports and alert them that you'll be making withdrawals while traveling — otherwise, they might freeze your card if it detects unusual spending patterns. Some banks automatically block US debit card use to protect against fraud. There's usually an 800 customer service number on the card. Give the dates and itinerary,

Bringing two different cards provides a backup if one is demagnetized or eaten by an ATM machine, or is lost or misplaced. Make sure the validity period of your card won't expire before your trip ends.

Ask your bank how much you can withdraw per 24 hours. Also, it's wise to make photocopies of your cards (including the customer-service phone numbers on the back) so you can report any theft or loss of your card immediately. Keep the paper copies separate from your cards.

You may want to check if your credit card (such as Costco or American Express) include travel insurance if you use their card to book your travel expenses.

Finally, and most important: Guard your cards! Don't carry credit cards in a backpack, a carry-on bag, or a suitcase, and don't keep your wallet in a hip pocket or a belt pouch. Pickpockets and purse snatchers know that tourists are often careless, so they'll be watching you.

Disembarkation

Passengers are disembarked in order of earliest flight times off the ship first. The Information Desk arranges/plans the disembarkation process during the actual voyage, for the end of that voyage. It can take up to three hours to disembark the ship. This is approximate, depending on customs, security, etc. It is sometimes possible to leave the ship earlier for early flights, or have delayed disembarkation for late flights. For early or delayed disembarkation please see the Information Desk on board.

Since all suitcases are collected the night before we return home, don't forget to pack an overnight bag with a change of clothes, shoes, prescriptions, valuables, and need-to-have items. You will receive new numbered luggage tags on board to attach to your luggage for debarkation.

This ship arrives back into Port at 7:00 a.m., but we won't begin disembarkation until later that morning. The ship must be cleared by customs before anyone can disembark. Please make sure you follow the instructions given by

the Princess crew carefully, or this may prevent leaving in a timely manner. Once you leave the ship you will locate your luggage (make sure your name is on it as many look alike). You will need to fill out a Customs Declaration Form (which will be provided to you) while on board and present it to the Customs Inspector. If you have transportation vouchers the buses will be at the Pier. You should first retrieve all of your luggage before proceeding to the buses.

Claims for luggage loss or damage must be made in writing to the debarkation personnel prior to leaving the pier area.

SECURITY TIPS

As you are probably aware, most airlines are charging for checked bags per person. Some airlines offer a discount of the checked bag cost if you prepay this on line within 24 hours before your flight. This may cause the overhead compartments on the planes to get full, and could possibly force you to check a carry-on bag if there is not room on the plane.

Check in as soon as your airline allows this (usually 24 hours before departure). Many airlines will let you check in on line and print your boarding passes. Or check in by phone. Rumor is that if you don't check in early you may lose your seat.

WALL STREET JOURNAL ARTICLE

Re airlines. Basically, it said that many carriers can make customers pay up when they show up late. Missing a flight can cost hundreds of dollars. It pays to know your airline's policies because many will give you a break if you know how to ask. Most airlines let you go standby on a later flight, but if that means traveling the next day, some airlines will hit you with change fees and even higher fares -- especially if you admit that your tardiness is the result of something in your control (such as oversleeping, for example), as opposed to a traffic jam or a tunnel closure. And if you switch to another airline, your reservation for your return flight may get canceled automatically. If you miss your flight and you change carrier's - there's a catch. If you do hop on another carrier, you have to let your original airline know that you'll still want to use your return ticket, and you may have to fight to keep it.

ANOTHER INTERESTING ARTICLE RE IDENTITY THEFT

Be careful where you discard your boarding pass stub. Apparently this little stub is coded with your personal information, such as your frequent flyer number, your passport number, your date of birth and nationality, and sometimes more !

SAFETY




Be Careful What You Leave In Your Car...We have a safety tip for you. Don't leave materials that contain your address (such as auto registration) and your garage door opener in your car at the airport. If someone breaks into your car and you have left your address and garage door opener, it would be very easy for someone to make himself or herself welcome in your home while you are out of town.

Depending on where you are traveling, tourists who stand out as "rich Americans" are often targeted by pickpockets, even in safe ports. Don't carry your money in your hip pocket wallet or easily grabbed purses. Take only as much money as you will need for the day and tuck an extra \$20 in your shoe for emergencies. Leave valuable, excess cash and unneeded credit cards in your safe in your stateroom while in ports. Be aware, be prepared, then enjoy yourself and absorb new experiences.

OTHER TIPS

Customers with checked baggage should check with the airport you are departing from for their guidelines. Most airports recommend you arrive 1-1/2 hours before flight departure for domestic flights. In most instances, the baggage check-in cut-off time remains at 30 minutes before departure. Travelers are expected to be at the gate in time for loading at least 30 minutes before departure. Many aircraft doors will be closed 10 minutes prior to departure. Following these tips will help you reduce your wait time at the security checkpoint.

Familiarize yourself with individual airport and airline policies regarding security procedures as local rules and regulations may vary from destination to destination. To access wait time information for all U.S. airports, queries are available via the Transportation Security Administration (TSA) website at <http://waittime.tsa.dhs.gov/index.html> Additionally, visit individual airport websites for more information. For a list of all the guidelines, such as 3-1-1- for Carry-On's, prohibited items, etc., see this website: <http://www.tsa.gov/travelers/>

Leave gifts unwrapped. They may be opened for inspection.	
Avoid wearing clothing, jewelry, and accessories, belt buckles, and under-wire bras, that contain metal. Metal items may set off the alarm on the metal detector. It is recommended that you remove your shoes, belt and any type of coat, and place it in a bin. Choose comfortable shoes that are easy to remove. Place the following items IN your carry-on baggage prior to entering the screening checkpoint: Mobile phones (otherwise, label your laptop and cell phone with owner contact information), keys, loose change, money clips, PDA's, pagers, large amounts of jewelry, metal hair decorations, large belt buckles. Take your laptop and video cameras with cassettes OUT of their cases and place them in a bin provided. Take OFF your outer coats, suite coats, jackets, or blazers.	
Pack Smart: Per the TSA's security requirement, the following items are not allowed: knives of any kind made from any material on its flights. In addition, cutting instruments of every kind are banned in the stateroom. Do not bring lighters, matches, knives, scissors with pointed tips, or other sharp objects in your carry on. Items such as baseball/softball bats, golf clubs, pool cues, ski poles and hockey sticks are prohibited in the stateroom. In addition, irons, heating pads and candles are prohibited in your stateroom. Marijuana is illegal to bring on board any ship. Permitted items: include walking canes, umbrellas (once inspected), nail clippers, safety razors (including disposable razors) syringes, tweezers, knitting needles and eyelash curlers. You are permitted by Princess to bring a radio, CD or cassette player, but the ship requests that headphones or ear pieces be used in public areas. Do not over-pack bags. If screeners have to open them, closing over-stuffed bags can be difficult and result in delays. It is suggested that you not pack in your checked luggage the following: Camera, Camcorder, jewelry, money, important documents, breakable items, or other valuables. Also, check airline policies for information on maximum weight limitations, size limitations, and number of bags permitted for check-in and carry-on.	
Put all undeveloped film and cameras with film in your carry-on baggage. Checked baggage screening equipment will damage undeveloped film.	
Carry-on baggage is usually limited to one carry-on bag plus one personal item with most airlines. Personal items include laptops, purses, small backpacks, briefcases, or camera cases. Again, check with your airline to verify this information.	
Place identification tags in and on all of your baggage, including your stateroom number.	
Keep your claim checks for checked luggage as many airports have increased inspection at the carousels.	
Double check seat back pockets and around your seat before departing your aircraft.	
<p>TSA Recognized Baggage Locks</p> <p>We all sometimes need a little extra sense of security, but before you lock your bag, make sure it's a TSA accepted lock. Every bag is screened before it's placed on any airplane. While technology allows TSA to electronically screen bags, there are times when they need to physically inspect a piece of luggage. If a bag is locked, they are allowed to cut the lock off. That's where recognized locks come in. They worked in partnership with several companies to develop locks which offer you security without interrupting the security offered. These locks are normally available at airports and travel stores nationwide. Before you buy a lock for your bag, make sure to use a TSA accepted one. Look for these symbols to make sure you have the right lock.</p>	
<div style="display: flex; align-items: center;">  </div>	
<div style="display: flex; align-items: center;">   </div>	

SUGGESTED CHECKLIST OF ITEMS TO BRING OR DO

<input type="checkbox"/>	Complete the cruise documents and the onboard credit card application forms before you arrive at the cruise check-in desk
<input type="checkbox"/>	Confirm flights the day before
<input type="checkbox"/>	Small bills for tipping at airports and ports
<input type="checkbox"/>	Bring phone numbers for airline, cruise line, hotels, car rental, and travel agent
<input type="checkbox"/>	Bring travel documents (passport, airline confirmations, hotel confirmations, cruise documents)
<input type="checkbox"/>	Give the hotel and cruise line phone number to a family member or friend in case of emergency. Leave <u>copies</u> of your passport, airline tickets, travelers checks & credit cards with a family member or a friend in case of theft. Don't pack these documents in your check-on luggage– carry them with you. It is suggested you have contact information for credit cards you will be travelling with in case of loss or theft. Make extra copies to keep in your cabin safe or take photos of front and back on your cell phone. You can also keep your original passport in the cabin safe and keep a copy on you.
<input type="checkbox"/>	Small bills for tipping at airports and ports
<input type="checkbox"/>	Addresses (for postcards) and stamps
<input type="checkbox"/>	Vitamins, Aspirin, Antacids, Medications, First Aid Supplies, Motion sickness patch or armband, or pills
<input type="checkbox"/>	Prescriptions (in original bottles) Pack a written list of your medications, including the name of the drug, dosage and times taken. If you have an ongoing medical condition, ask your family doctor to write up your brief medical history, which you can take with you and provide in the event of a problem.
<input type="checkbox"/>	Health Insurance card(s)
<input type="checkbox"/>	Binoculars
<input type="checkbox"/>	Calculator (for conversion) (extra batteries)
<input type="checkbox"/>	Camera, Camcorder, accessories, film (extra batteries)
<input type="checkbox"/>	Eyeglasses or reading glasses
<input type="checkbox"/>	Sunglasses
<input type="checkbox"/>	Hat / Visor
<input type="checkbox"/>	Small sewing kit (safety pins and rubber bands can be useful) No sharp pointed scissors
<input type="checkbox"/>	Small amount of laundry detergent if you want to hand wash any clothing, stain remover stick, wrinkle-release spray
<input type="checkbox"/>	Sunscreen & Aloe gel in case you get burned
<input type="checkbox"/>	Moisturizer
<input type="checkbox"/>	Umbrella and/or rain gear (rain coat can be a great windbreaker, too) or poncho
<input type="checkbox"/>	Jacket or sweater
<input type="checkbox"/>	Books or reading material
<input type="checkbox"/>	Extra thin, lightweight hangers
<input type="checkbox"/>	Clothes pins or towel clips are helpful to hang wet clothes in the shower
<input type="checkbox"/>	Earplugs
<input type="checkbox"/>	Gel inserts for dance shoes
<input type="checkbox"/>	Extra bags to put damp clothing in when packing to come home. Ziploc bags are great for lots of things.
<input type="checkbox"/>	Some like to bring a battery operated lighted alarm clock. Some like to bring a nightlight or flashlight
<input type="checkbox"/>	Pack a water bottle so you can bring water from the ship onshore. Some like to bring drink flavor pouches to add to your water.
<input type="checkbox"/>	Some people like to bring their favorite coffee mug or drink container to carry around the ship
<input type="checkbox"/>	Corkscrew
<input type="checkbox"/>	Travel-size air freshener for bathroom
<input type="checkbox"/>	Shoppers might want to bring an expandable shopping bag
<input type="checkbox"/>	Theme clothes if appropriate
<input type="checkbox"/>	Electronics – tape a card with your name and contact information to your devices so they can be easily returned. Bring chargers and accessories.
<input type="checkbox"/>	Place your contact information inside your carry one and checked bags.
<input type="checkbox"/>	Small battery operated fan or Handheld foldable fan. Some like to bring a small portable fan for the cabin.

Also review “What to Pack” above

VACATION CHECKLIST

Departure Date: _____ Return Date: _____

HOME / PERSONAL	<input checked="" type="checkbox"/>	TRIP	<input checked="" type="checkbox"/>
<i>Watering: Plants and lawn</i>	<input type="checkbox"/>	<i>Travel insurance documentation</i>	<input type="checkbox"/>
<i>Pet Care: Feeding and water</i>	<input type="checkbox"/>	<i>Get traveler's checks (and/or foreign monies if needed)</i>	<input type="checkbox"/>
	<input type="checkbox"/>	<i>Refill prescriptions</i>	<input type="checkbox"/>
	<input type="checkbox"/>	<i>Luggage: Repair/replace</i>	<input type="checkbox"/>
<i>Bills to pay:</i>		<i>Check Credit card limit</i>	
<i>Auto loan</i>	<input type="checkbox"/>	<i>Visa</i>	<input type="checkbox"/>
<i>House/mortgage</i>	<input type="checkbox"/>	<i>MasterCard</i>	<input type="checkbox"/>
<i>Insurance</i>	<input type="checkbox"/>	<i>American Express</i>	<input type="checkbox"/>
<i>Utilities</i>	<input type="checkbox"/>	<i>Discover</i>	<input type="checkbox"/>
<i>Other</i>	<input type="checkbox"/>	<i>Other</i>	<input type="checkbox"/>
<i>Unplug appliances, etc., adjust thermostat & Water Heater, store valuables in safe</i>	<input type="checkbox"/>	<i>Advise credit card companies of destinations</i>	<input type="checkbox"/>
<i>Suspend home delivery: (Notify of restart date)</i>		<i>Confirm reservations (airline, hotel, etc.)</i>	
<i>Newspapers</i>	<input type="checkbox"/>	<i>Airline(s)</i>	<input type="checkbox"/>
<i>Mail</i>	<input type="checkbox"/>	<i>Hotel/motel</i>	<input type="checkbox"/>
	<input type="checkbox"/>	<i>Auto rental</i>	<input type="checkbox"/>
	<input type="checkbox"/>	<i>On Line Boarding Pass and eDoc ticket</i>	<input type="checkbox"/>
<i>Important papers / valuables: (Put in safe deposit box)</i>		<i>Auto check</i>	
<i>Will</i>	<input type="checkbox"/>	<i>Tires, batteries, belts, fluids</i>	<input type="checkbox"/>
<i>Deeds</i>	<input type="checkbox"/>	<i>Tune-up</i>	<input type="checkbox"/>
<i>Cash</i>	<input type="checkbox"/>	<i>Maps</i>	<input type="checkbox"/>
<i>Jewelry</i>	<input type="checkbox"/>		
<i>Itinerary & Emergency cruise line number</i>	<input type="checkbox"/>		
<i>Left with:</i>			
<i>Keys left with:</i>	<input type="checkbox"/>		